

DU020

D400 (Group 4)

Ductile Iron Surface Box

DU020 300x300x100




Ductile iron surface box, suitable for use in areas where cars and lorries have access, including carriageways, hard shoulders and pedestrian zones. Capable of withstanding a 400kN (40 tonnes) test load.

AquaGrip™
D400







OPTIONAL EXTRAS

- Badged
- Locked
- Vented



PRODUCT CODE	DU020	BASE SIZE	410mm x 410mm
CLEAR OPENING	300mm x 300mm	DEPTH	100mm

FEATURES

-  **SMARTGRIP TECHNOLOGY™**
Unique pattern design provides a PSRV value of >70 (UKAS Accredited 3rd Party).
-  **KITEMARK**
Exceeds the requirements of BS EN124-2:2015, tested and certified by BSI.
-  **THREE POINT SUSPENSION**
Three point suspension for non-rock stability.
-  **RATIO**
Ductile iron for improved weight to strength ratio.
-  **COATING**
Black coated finish.
-  **STRONG & DURABLE**
Spheroidal graphite cast iron according to EN 1563:2018, as per the requirements of BS EN124-2:2015.
-  **DEPTH OF INSERTION**
Meets the depth of insertion requirements of BS EN124-2:2015, CD534 and BS7903.
-  **RECYCLABLE**
Long life asset with high circularity contributing to the reduction in carbon footprint.

DU020

D400 (Group 4)

Ductile Iron Surface Box

DU020 300x300x100



Ductile iron surface box, suitable for use in areas where cars and lorries have access, including carriageways, hard shoulders and pedestrian zones. Capable of withstanding a 400kN (40 tonnes) test load.

AquaGrip™
D400

DATA

Dimensions

A / Base Size: 410mm x 410mm

B / Clear Opening: 300mm x 300mm

C / Depth: 100mm

Materials

Ductile Iron

Finish

Black Coated

Certification

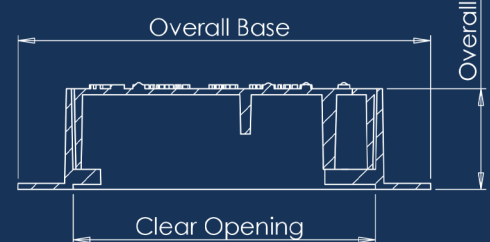
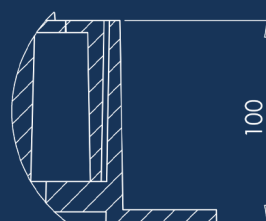
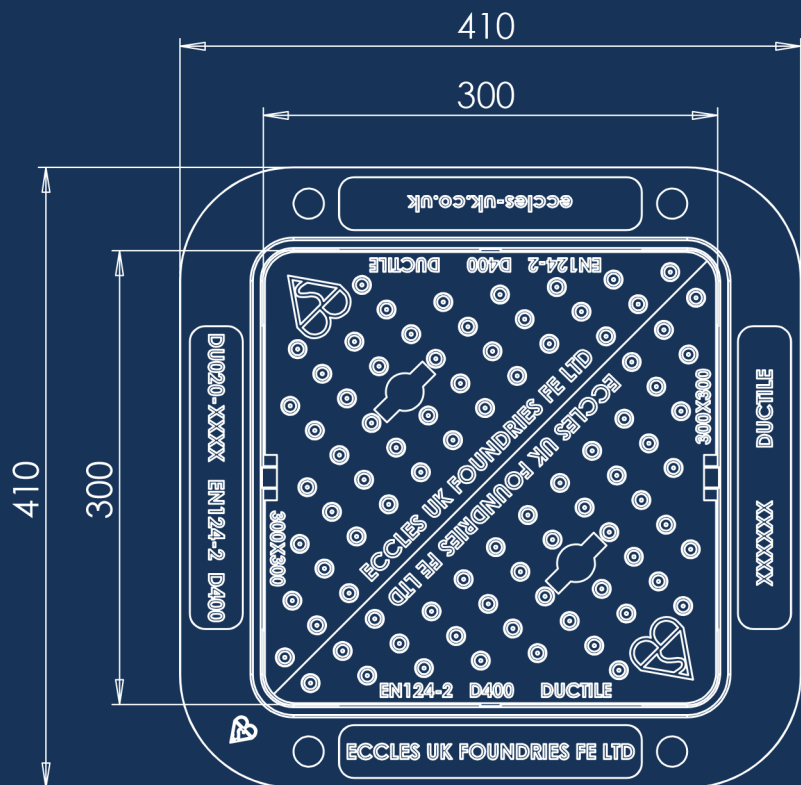
BSI Kitemark

Standard

EN124-2:2015

Product Type

Ductile Iron Surface Box



SmartGrip™
Technology

Disclaimer: Eccles (UK Foundries FE) Ltd are continually seeking to improve our products and we therefore reserve the right to alter product specifications without prior notice. It is the responsibility of all users to ensure that the above product data is current. Installation details are available on request. It is always recommended that the use of road plates be used where access covers, gully grates and frames are exposed to construction and site traffic during the construction phase of any project and in accordance with "Annex F" EN124-1:2015.

DIAGRAM KEY

- A** BASE SIZE
- B** CLEAR OPENING
- C** FRAME DEPTH

eccles®
Intelligent Access & Drainage Solutions™

+44 (0)1922 613 222
enquiries@ecclesproducts.com
www.ecclesproducts.com

Eccles (UK Foundries FE) Limited
Portland Street, Walsall,
West Midlands, WS2 8AA, UK

